



Since 1891

Fresno Camera Club



Volume 68 Issue 2

February 2025

Yokuts Valley 2:  
Sun Breaks  
Through

By Keith Putirka



Rock Star

By Jonathan Williams

Inside This Edition

Calendar of Events .....	2
Program Night Info .....	3
Meeting Information .....	3
SJVCCC Meeting Info .....	3
FCC 2024 Calendar .....	4
New Member .....	4
Competition Results .....	5
Novice Image of the Month .....	6
Second Image of the Month .....	7
Advanced Image of the Month .....	8
Other top images .....	9-11
Photos from the Meeting .....	12-13
Merced Wildlife Refuge .....	14
Membership form .....	15
YouTube Page Link .....	15
PSA .....	16
Group Me chat info .....	16
2024 Officers .....	17

# Fresno Camera Club—February Highlights

## Meetings for February

**Monthly Meeting**  
February 18th—221 W Herndon Avenue

Digital Competition

## Program Night



Next program Night—February 11th at 6:30

## Upcoming Dates:

- Feb 5th SJVCCC Digitals Due
- Feb 9th SJVCCC Meeting
- Feb 11th FCC Program Night
- Feb 18th FCC Month Meeting
- Mar 7th SJVCCC Digitals Due
- Mar 9th SJVCCC Meeting
- Mar 11th FCC Program Night
- Mar 18th FCC Meeting

# February 2025

FCC—Fresno Camera Club  
SJVCCC—San Joaquin Valley Camera Club Council

Sun	Mon	Tue	Wed	Thu	Fri	Sat
						1
2	3	4	5	6 SJVCCC Digitals Due	7	8
9 SJVCCC Meeting 10 a.m.	10	11 Program Night 6:30 pm	12	13	14 	15
16	17 	18 Monthly Meeting 6:30 p.m.	19	20	21	22
23	24	25	26	27	28	

# Fresno Camera Club—February Highlights

---

## Program Night

Next Program Night—February 7th at 6:30 pm

Topic: Bring your camera and any questions you might have

---

## February Meeting

February 18th at 6:30 pm

Digital Competition, entries need to be in by February 14th

---

# San Joaquin Valley Camera Club Council

## 2025 Meetings:

- February 9
- March 9
- April 27
- May—No Meeting
- June 8
- July / August—No Meeting
- September 7
- October 12
- November 9
- December 14

Meeting Location  
1521 Tollhouse Road, Suite D in Clovis,  
  
Time: 10:00 am  
  
\$20 for lunch



## Fresno Camera Club—February Highlights

---

### 2025 Fresno Camera Club Calendar

February 11	Program Night / Digitals Due	6:30 pm
February 18	Monthly Meeting – Digital Competition	6:30 pm
March 11	Program Night	6:30 pm
March 18	Monthly Meeting – Print Competition	6:30 pm
April 8	Program Night / Digitals Due	6:30 pm
April 15	Monthly Meeting – Digital Competition	6:30 pm
May 13	Program Night	6:30 pm
May 20	Monthly Meeting – Print Competition	6:30 pm
June 10	Program Night / Digitals Due	6:30 pm
June 14	Monthly Meeting – Print Competition/BBQ \$20 ea	6:30 pm
July 8	Digitals Due	
July 15	Monthly Meeting – Digital Competition	6:30 pm
August	NO MEETINGS – Vacation	
September 4	Fresno Camera Club Art Hop at City Hall	
September 9	Program Night / Digitals Due	6:30 pm
September 16	Monthly Meeting – Digital Competition	6:30 pm
October 14	Program Night	6:30 pm
October 21	Monthly Meeting – Print Competition	6:30 pm
November 11	Program Night / Digitals Due	6:30 pm
November 18	Monthly Meeting – Digital Competition	6:30 pm
December 6	Year End Luncheon Cost \$15 ea	10:00 am

---

### **New Member**

Nick Webber  
8122 Sierra Court  
Friant, CA 93626  
C: 310-227-4747  
nwebber@outlook.com





## Fresno Camera Club—February Highlights

---

Dean Taylor was our judge for January. He judged 35 images and selected Rock of Ages by Jonathan Williams as our Novice Print of the Night and Yokuts Valley 2: Sun Breaks Through by Keith Putirka as the advanced group image of the night.

### Novice Group

#### Fred Dille

Future Hollywood Heartthrob	CP	10	2nd
American Beautyberry	CP	9	

#### Jonathan Williams

Rock of Ages	CP	10	1st
Cliffhanger	CP	8	

### Advance Group

#### Debbie Abrames

Zig Zag	CP	10	
Waheap Hoodou	CP	10	
Madonna - Wahweap Houdoo	CP	10	

#### Lori Azevedo

Tulips and Music	CP	10	
Rose Reflection	CP	8	
Tulips on Wood	CP	9	

#### Elizabeth Bedard

Call Me	CP	10	4th
Museum Passageway	CP	10	
A Standout in Their Field	CP	9	

#### Dan Dunham

The Orange Picker	CP	9	
-------------------	----	---	--

#### Dee Humphrey

Working Factory	MP	9	
Follow the Fence Line	MP	10	
Magnificent Animals	CP	9	

#### Dean Lawrence

Logan Pass View No. 2	MP	9	
Hummingbird Feeding	CP	10	
Montana Waterfall	CP	9	

#### Keith Putirka

Yokuts Valley 2: Sun Breaks Through	CP	10	1st
Crystal Crag	MP	9	
Sunset on Tuolumne	CP	10	

#### Patrick Rhames

Stained Glass Monarchs	CP	10	
Wait! My Hat!	MP	10	
Blending Mode Clivia	CP	10	

#### Jonathan Rollins

Chapter House, Salisbury Cathedral	MP	10	
Along the Avon River	CP	10	
I'm Licken Poppys	CP	9	

#### Jim Sanderson

Women on the Stair	CP	10	2nd
Staufen Town Square	CP	10	
Egret	CP	10	3rd


#### Loye Stone

King of the Serengeti	CP	10	
Coyote in Winter Snow 2	CP	9	
Tanzania Vervet Monkey	CP	9	



## Fresno Camera Club—February Highlights

---



Rock Star

By Jonathan Williams



Playing guitar is one of my subject's favorite hobbies. Based on that, I aimed for a portrait that would showcase my subject as a rockstar. For the background I stood two 40x60 black foam core boards in a wedge shape, and placed a speedlight on a remote modified w/blue gel behind the subject. I positioned the speedlight approximately waist high facing toward the subject. I wrapped a black cloth around the short stand supporting the speedlight to help it blend into the background. My subject was placed on a stool approximately 3-4ft from the speedlight. The subject was lit with two mono lights positioned one on each side at shoulder level and angled down (*appx.45degrees*). I modified the two lights with a 12x56 stripbox(*left*) and a 16x48 stripbox(*right*), and to reduce light spill I added grids. Before capturing the final image I sprayed a small amount of aerosol haze/fog between the speedlight and the subject. I captured on a Canon M50 Mk.II body with a Sigma Art 24-70mm f,2.8 lens. Post processing consisted of standard adjustments in Lightroom and background extension(s) in Photoshop. The main challenge for this image was not having the amp cable to plug into the port in the guitar, and it is the one correction I would make to this image.



## Fresno Camera Club—February Highlights

---



Future Hollywood Heart Throb

By Fred Dille



While I usually use my Sony A7RIV this was taken with a iPhone 15 Pro Max using the portrait lens with natural light. Very minor editing using the built in iPhone edit tools. My great grandson walked in through the door at Easter and I asked if I could take his photo and this was the look I received. Photo not staged.

The image earned a first place award at the Fresno District Fair which probably had more to do with its title (Future Hollywood Heart Throb) than the photo itself.





## Fresno Camera Club—February Highlights

---



### Yokuts Valley 2: Sun Breaks Through

By Keith Putirka




This photo was taken on March 31, 2024, at about 2:00 PM, from a small turnout at the intersection of highway 180 and Dunlap Rd, looking west, to what I think is Yokuts Valley. The shot was taken with a Canon 5D Mark III using a Tamron 24-70 mm zoom lens set at 24 mm. I used a tripod with the exposure set at ISO 100, f16, and a shutter speed of 1/1600 sec. That shutter speed may seem fast, but I was looking west, and the sun is there, just behind the clouds. This is just one shot (no HDR) as here I was happy to have some of the area a bit dark, to accentuate the sunlight coming through the clouds and hitting the valley floor. I used spot metering, with metering taking place in the lighted part of the valley floor. Most all the editing took place in Photoshop (rather than Lightroom), where I first added a layer to apply an Orton effect (increasing the blur and contrast) that, with an elliptical mask, is being applied just to the area of the lighted part of the valley floor, to add a bit of a glow. I then apply five different exposure layers, each one using luminosity mask (really, a color mask, but I'm choosing color in a way that I'm selecting luminosity) to highlight very certain parts of the photo, emphasizing the light coming through the clouds, and hitting the valley floor and the near hillsides just beyond the valley. Finally, the image is cropped to eliminate a lot of the foreground that was captured at 24 mm, which has the effect of accentuating the horizontal lighting effect and to position the horizon at close to 1/3 the vertical height.



## Fresno Camera Club—February Highlights

---



Woman on the Stairs

By Jim Sanderson




This shot was taken in 2023 on one of our vacations in Europe. This was taken during a river cruise down the Rhine River at Marksburg Castle. I used a Sony a7riv camera and a 24-105mm lens which I use during many travels. I liked the angles of the stairs and the unknown woman added extra interest to the shot. As far as post processing, in Photoshop I cropped the image and also cloned minor distractions out. I rendered much of the photo monochromatic leaving in the red hues and did quite a bit of selective dodging and burning.



## Fresno Camera Club—February Highlights

---



Egret

By James Sanderson




The egret was photographed out at the Merced National Wildlife Refuge this last January. A foggy morning added to the isolation of the bird. I used a Sony a1 camera with a 100-400mm lens at a full frame equivalent of 517mm. 1/2000s, f5/6, and an ISO of 500 which is that camera's second dual gain native ISO. As far as post processing, quite a bit of foreground weeds in the water were removed in Photoshop with generative fill. I relighted the scene with gradients so as to accentuate and add contrast to the bird.





## Fresno Camera Club—February Highlights

---



Call Me


By Elizabeth Bedard



My youngest and I decided to stop by the Madonna Inn on the way to a concert as we both had never been there. There was so much to see, between the flowers on the outside, the colorful inside.

When I rounded the corner and saw this payphone, I was intrigued by the pink all around and the light coming through the window lighting up the phone.

Taking with my Nikon Z6, edited in Photoshop and Nik, printed by Rhames Photography.





# Fresno Camera Club—February Highlights

---



Photos from the meeting





# Fresno Camera Club—February Highlights





# Fresno Camera Club—February Highlights

Horn Photo had a Bird Photography Class and hosted a Bird Photography Outing event at the Merced Wildlife Refuge. Several of our members attended and had fun at the refuge.



**Bird Photography Class**  
Thu, Jan 16 • 6:30 PM  
7899 N Blackstone Ave  
From \$25.00



**Bird Photography Outing - Merced National Wildlife Refuge**  
Sat, Jan 18 • 1:00 PM  
Merced National Wildlife Refuge  
Free



Clockwise from upper left:  
Loye Stone  
Elizabeth Bedard & Beth Smiley  
Paul Smiley, Beth Smiley & Dee Humphrey,  
Lori Azevedo  
Beth Smiley  
Paul Smiley  
Debbie Abrames



## Fresno Camera Club—February Highlights

---

### Fresno Camera Club Membership for January 1 - December 31, 2025

The completed form below, together with your check/cash will pay your dues for the year 2025

Dues are paid by Calendar Year

Name: \_\_\_\_\_  
PSA Member Yes ☐ No ☐

Address \_\_\_\_\_  
Street Address / Apartment # \_\_\_\_\_

City \_\_\_\_\_ State \_\_\_\_\_ Zip \_\_\_\_\_

Home Phone: \_\_\_\_\_

Cell Phone: \_\_\_\_\_

Email: \_\_\_\_\_

Select Membership Type
<input type="checkbox"/> Single \$35
<input type="checkbox"/> Family \$55
<input type="checkbox"/> Student \$20

Directory
<input type="checkbox"/> Printed \$5
<input type="checkbox"/> Digital Directory-Free

☐ FAIR SPECIAL FOR NEW MEMBERS! Join in October and get the rest of 2024 for Free!

Make Checks Payable to Fresno Camera Club

Send to: Rosemary Aguinaldo, 4916 N Ninth Street #126, Fresno, CA 93726

☐ New Membership ☐ Renewal Amount Paid \$ \_\_\_\_\_ ☐ Cash ☐ Check # \_\_\_\_\_



Horn Photo offers Fresno Camera Club members a 15% discount on film developing and photo printing (not specialty items)

---

Visit our YouTube page for all our previous Featured Artists

[https://www.youtube.com/channel/UCISisSG-DIHzwOnI\\_KIZ5XQ](https://www.youtube.com/channel/UCISisSG-DIHzwOnI_KIZ5XQ)



# Fresno Camera Club—February Highlights

---



## PSA Information

Are You a Member of the  
Photographic Society of America  
(PSA)?

### "ADVANTAGES OF HAVING PSA MEMBERSHIP

PSA has a **Personalized Image Evaluation Service**. This service is especially helpful if the maker wants to have his/her skills evaluated, if the maker would like to know what constitutes an acceptable image in one of the PSA Divisions, or for pre-viewing Images before entering them in club competition or a PSA recognized Exhibition.

PSA also has an **Image Analysis Course**, which is helpful in judging ones own photos or becoming a certified judge.

These are free services offered by PSA to members. Need a Mentor? Go to  
<http://psa-photo/org.php?member-education-mentor-service>

### PSA Galleries

*PSA has several galleries on this website where members can share their photography with others.*

PSA Member Galleries - For All PSA Members  
Each State, Province, or Country may contain individual member galleries that showcase members' work. Individual images and bios in galleries may be updated by members as often as they would like. A list of available galleries is accessed from the left pane of this webpage, grouped according to PSA Member Area. They can also be accessed from a state/province/country and some chapter pages on the site.

Each PSA member can create a gallery of up to 6 images and a biography with a link to a personal web gallery. **Member galleries stay on the PSA site for as long as a member remains a PSA member in good standing.**



Many members have asked if we have field trips planned or if fellow members would like to go out on shoots. I created a page on Group-Me.com so we can see if other members would like to join us on photo-adventures:

[https://groupme.com/join\\_group/101844135/odJSPSb1](https://groupme.com/join_group/101844135/odJSPSb1)



to



# Fresno Camera Club—February Highlights

---

## Fresno Camera Club 2024 Officers and Board

President	Jonathan Rollins orchidimagewow@gmail.com
Vice President	Lori Azevedo Lori@loriazevedo.com
Secretary	Elizabeth Bedard eabedard@gmail.com
Treasurer	Rosemary Aguinaldo ramania7@live.com

### Directors

Harris Hays, Shelley Stone, John Crawford  
Dee Humphrey, Art Serabian, Loye Stone

### Chairs

Digital Chairman	Pat Rhames Pat.Rhames@gmail.com
Print Chairman	Fred Dille fwdille@yahoo.com
Hospitality	Shelley Stone Shelleymaxine@yahoo.com
Sound Equipment	Michael Smith myleicas@earthlink.net
Membership Chair	Beth Smiley bethsmiley2002@gmail.com
Council Rep	Loye Stone chililoy@yahoo.com
Highlights Editor Webmaster	Elizabeth Bedard eabedard@gmail.com
Past President	Jim Sanderson epeorusjim@aol.com
Club Photographer	John Crawford crawford6129@gmail.com

## Contribute to our Website!

Check out [www.fresnocameraclub.org](http://www.fresnocameraclub.org) Email **Elizabeth** if you have any articles for the Fresno Camera Club website.

## “Highlights” Submission

Do you have an article you would like published in an issue of “Highlights”? Do you have a suggestion for something you would like to see in “Highlights”? If you do, feel free to contact **Elizabeth Bedard** at eabedard@gmail.com

Submissions for inclusion in the next month’s “Highlights” should be received by the 15<sup>th</sup> of the previous month to insure inclusion in the next issue. This includes change of address, etc. All constructive criticism and corrections are welcome

“Highlights” is the monthly newsletter of the Fresno Camera Club. It is published for members of the club and anyone interested in photography. It is distributed to members by email in a PDF format.

Back issues of “Highlights” may be found on the Fresno Camera Club website at [www.fresnocameraclub.org](http://www.fresnocameraclub.org).

All contents are copyrighted unless otherwise indicated. Please contact the editor for permission to reproduce any articles within this publication.