



Since 1891

Fresno Camera Club



Volume 63 Issue 3

March 2020



Eastern Sierra Sunset by Patrick Rhames

Inside This Edition

Calendar of Events	2	Image of the Month	5	Membership Form	15
Program Night	3	Other Images of the Month	6-9	SJVCCC	16
Theme Competition	3	Theme Entries	10-11	San Joaquin International	17
Meeting Schedule	3	Images from the Meeting	12	PSA Info	18
February Meeting Results	4	Program Night	13	2019 Officers	19

Fresno Camera Club—March Highlights

Meetings for March

Monthly Meeting

Our March Meeting will be on March 17th at 7 pm at the University Merced Center.

Print Competition

Program Night—March 10th

Topic—Selection

FCC—Fresno Camera Club

SJVCCC— San Joaquin Valley Camera Club Council

Upcoming Dates:

March 5	SJVCCC Digitals Due
March 8	SJVCCC Meeting
March 10	FCC Program Night
March 18	FCC Meeting—Prints
March 21	SJVIE Entries Due
March 28-29	SJVIE International Judging
April 14	Program Night
April 21	FCC Meeting
* No SJVCCC Meeting in April	

Don't forget, dinner at the Spaghetti Factory, 1610 E. Shaw Avenue in Fresno before the monthly FCC meeting at 5 p.m. We will be done in time for the meeting.

MARCH 2020

Sun	Mon	Tue	Wed	Thu	Fri	Sat
1	2	3	4	5 SJVCCC Digitals Due	6	7
8 SJVCCC Meeting 10 a.m.	9	10 Program Night 7 p.m.	11	12	13	14
15	16	17 Monthly Meeting 7 p.m.	18	19	20	21 SJVIE Entries Due
22	23	24	25	26	27	28 International Judging
29 International Judging	30	31				

Fresno Camera Club—March Highlights

Program Night!

When: March 10th
Time: 7:00 p.m.
Where: Spectrum Gallery, 608 E Olive Avenue, Fresno, CA 93728
Cost: \$2

The program planned for March's Program Night, will be Selections

Using Selections is a technique that allows you to make a physical selection of a portion or element of your image and then adjust the properties of just that area to achieve a desired effect. Luminosity masks, mentioned in my image description this month, is a good example of using Selections. A luminosity mask is selection of a part of an image based on the luminance levels.

The intention is to provide several sources of video instruction that will provide more visual and detailed instruction once the basics have been explained.

Monthly Theme Competition		2020 Calendar Dates	
March—Shadows	March 10	Program Night	7 p.m.
	March 17	Prints	7 p.m.
April—Water	April 14	Program Night / Digitals Due	7 p.m.
	April 21	Digital	7 p.m.
May—Flora	May 2	Program Night	7 p.m.
	May 19	Prints	7 p.m.
June—Portraits	June 9	Program Night	7 p.m.
	June 16	Digital	7 p.m.
July—Fireworks	July 18	BBQ - Prints	4 p.m.
	August	Vacation, no activities	
September—Reflections	September 8	Program Night / Digitals Due	7 p.m.
	September 15	Digital	7 p.m.
October—Piles of Things	October 6	Board meeting	6:30 pm
	October 13	Program Night	7 p.m.
November—Yellow or Orange	October 20	Prints	7 p.m.
	November 10	Program / Digitals Due	7 p.m.
December—Lights	November 17	Digitals	7 p.m.
	December 5	Digitals Due for Year End	
	December 12	Year End Awards Luncheon One Song Slide Show	10 a.m.

Fresno Camera Club—March Highlights

February Results

Aaron Rogers from Horn Photo was our judge this evening. He judged 51 images and selected Eastern Sierra Sunset by Patrick Rhames as image of the night. He also looked at 14 theme images and selected Night Riders by Lori Azevedo as Theme of the Night.

Ray Anderson

Sand Hills - Dawn Flight	8
Foothills Derelict	7
Surfing a Paddle Board 2	9

Lori Azevedo

Crab Bites	8
Pelican Over the Waves	9
Parking Police	8

Elizabeth Bedard

Succulents	8
Snowshower on the Goalie	9
Ceiling Patterns	9

John Crawford

Merced River with Yosemite Falls 2	8
Yosemite Falls 2	8
Falling from Yosemite 2	8

Larry Cusick

Wagon Wheels	7
Ferris Wheel Color	7
Ferris Wheel Monochrome	9

Bob Gavette

Bird Rock	7
Santa Clara Sunset	8
Copper Brass and Steel	8

John Greening

Wading Willet	8
Frosty Pear Leaf	104th
Guggenheim Museum Bilbao Spain	8

Dee Humphrey

Shadows Death Valley	10
Mesquite Dunes	10
Portsmouth Maine	10

Abby Kelley

Fallen	9
Details	9
Native	9

Bonnie Polson

Great Blue Heron	9
River, Sand, and Trees in Fall	9
Cornfield Sunset	8

Patrick Rhames

Eastern Sierra Sunset	10 1st
Fall Comes to the Eastern Sierras	10
Colors of the Eastern Sierras	9

Jonathan Rollins

Sunset Over a Field of Rabbit Brush	8
Merced Wildlife Refuge	10
Long Billed Dowitcher	10

Jim Sanderson

Breaking Mist	10 3rd
El Capitan Sunrise	9
Morning Flight	10 2nd

Art Serabian

Oaks in Field of Poppies	8
Desert Flow and Textures	9
Along for the Ride	10

Loye Stone

Dune Death Valley	10
Photographing Antelope Canyon	9
Racetrack Death Valley	10

Shelley Stone

Sedona Vegetation	8
Alabama Hills	8
Iced Elm Branch	

Diane Weigandt

Mobius Arch	8
Bristlecone Pine	8
Bodie Chapel	8

Guenter Krueger

Cactus on Hill	9
Portofino Harbor	8
Old Beverage Bottles	10


Judy Krueger

Narrow Street Scene	8
Alaska Bear	8
Swiss Mountains	9

Ning Lin

Dolomites after Storm	9
Winter - Yosemite	9
Winter in Japan	9

Fresno Camera Club—March Highlights



Eastern Sierra Sunset

By Patrick Rhames



In late October of last year, Jonathan Rollins, Jim Sanderson and myself travelled to the Lee Vining/Mono Lake area of the Eastern Sierras. I've lived here most of my life and had never gotten to that part of California, before.

This image was captured at 6:46 PM on October 24th, as I stood on the walkway allowing the public to reach Mono Lake. The shot is facing West, towards the mountains, and the sky really did look like this (for the most part).

The image is a rendering of 9 bracketed exposures, one stop apart. The Camera was a Nikon D850 mounted on a tripod. The lens used was a Nikkor 24-70 f/2.8. Focal length was 35mm, exposure set at f/7.1, ISO 64 and shutter at variable speeds (set by the camera) to achieve the variation in exposure.




The nine exposures were brought together in NIK HDR Efex Pro 2 and exported to PhotoShop with no preset (default setting).

In Photoshop, luminosity masks were used to reduce the luminance of the sky and increase the luminance of the shadows. The result was a nicely saturated sky and good detail in the shadows of the foreground.

There were other techniques used, within NIK, to create the tones and textures of the image.

Fresno Camera Club—March Highlights



Morning Flight


By Jim Sanderson



Shot at the Merced National Wildlife Refuge on December 18, 2019. There were nice skies after a storm with clear air. View is from the east side of the auto route looking back toward the coast range mountains. The geese were in and this was taken moments after a blastoff while they were still circling. Sony a7riv with a 100-400 lens at 241mm, ISO 320, 1/4000s, f/5.6. Processed in Photoshop which was fairly straight forward. Cropped from the top with selective contrast adjustments and dodging and burning to suit. I also used perspective warp to redistribute the relative positions of the various layers in relation to one another.



Fresno Camera Club—March Highlights



Breaking Mist

By Jim Sanderson




Taken early on the morning of January 25, 2020 at the Merced National Wildlife Refuge. I used a Fuji GFX100 and a 32-64mm lens at 38mm, ISO 100, 1/13s. This was a three shot focus stack to get everything in focus to begin with from near to far. Black and White conversion done with Nik Silver Effects Pro as a plugin to Photoshop. The original sky was completely flat gray so I added a sky that had some clouds and reduced the opacity to blend with the original sky to give the shot more three dimensional depth. I used some dodging and burning to suit along with selective blurring to finish it up.

Fresno Camera Club—March Highlights



Frosty Pear Leaf

By John Greening



This flowering pear leaf was left on the ground over night when frost was predicted. Often this produces a rim of frost around the edges of leaves. However, for this one the interesting pattern of curving lines leading toward the base of the leaf created an intriguing image. The image was shot with a closeup lens attached to a Canon 100mm macro lens. Mounted on a tripod the settings were 1/4 sec at f11 with an ISO of 250. Post processing was in Lightroom.



February Theme

Night Riders

By Lori Azevedo

Theme: Wheels



See Pages 10 and 11
for the other entries



Orange Wheeled Skip
Loader by Ray Anderson



Spare Tire by John Greening




Chrome Wheel
By Dee Humphrey



Death Valley Relic by Jona-



Steam Engine Used in Munich
Restoration by Judy Krueger



Big Wheel by Patt Anderson



Favorite Wheels
by Elizabeth Bedard



Bouncing Wheels by Shelley Stone



Nature's Wheels by Jim Sanderson

Fresno Camera Club—March Highlights



Rounding the Corner by Guenter Krueger



Ferris Wheel Color by Larry Cusick




Psychedelicized Spoked Wheel by Loye Stone



Wheels of October by Pat Rhames



Differed Maintenance by Bob Gavette



Big Wheels by Diane Weigandt

Next Month's theme is Shadows!

Fresno Camera Club—March Highlights



Pictures from the meeting



Fresno Camera Club—March Highlights


February Program Night—Layers—Masks and Blending

A big thank you to Pat, Jonathan and Jim for presenting on Masks and Blending in February

Please be aware that there will be a video sent out in advance to help members become familiar with the topic being presented.

After program night, there will be notes posted on fresnocameraclub.com (under Program Night tab) to further help with the topic that was discussed.

We hope these help with your understanding of the topic and also help to reinforce what was learned.



March's Program Night will be on March 10th at 7 pm at the Spectrum Gallery

The Topic will be We plan to introduce “Selections” in the next session. Using Selections is a technique that allows you to make a physical selection of a portion or element of your image and then adjust the properties of just that area to achieve a desired effect. Luminosity masks, mentioned in my image description this month, is a good example of using Selections. A luminosity mask is selection of a part of an

Fresno Camera Club—March Highlights

Photography Classes and Workshops

Date	Class Name	Cost	Information
3/21	Hummingbird Safari	\$200	www.amwestphoto.com
3/23	Oso Flaco & Santa Margarita Birds Safari	\$200	www.amwestphoto.com
3/26	Camera Essentials: Creative Controls and Exposure	\$35	www.hornphoto.com
3/29	Yosemite West End: Naturalist Photography Walk	\$129	https://yosemite.org/experience/events/
4/2	Clicking Caravan	Free	www.hornphoto.com
4/3	Point Reyes: Photo Retreat	\$450	www.enlightphoto.com
4/3	Southern California Bird Safari	\$200	www.amwestphoto.com
4/21	Butterbredt Springs Bird Safari	\$200	www.amwestphoto.com
4/21	Panasonic Tips and Tricks	\$30	www.hornphoto.com
4/23	DSLR Basics for Nikon & Canon Owners	\$30	www.hornphoto.com
4/26-26	Photographing Point Reyes National Seashore	\$495	www.enlightphoto.com



CLICKING CARAVAN
Thursday April 2 6:00 - 8:00 PM





APR
02

Clicking Caravan @ Kliss Glass & Sorensen Studio

by Horn Photo Classes and Events

[Follow](#)

Free

Register to be eligible for the drawing
Go to www.hornphoto.com

Fresno Camera Club—March Highlights



Horn Photo offers Fresno Camera Club members a 15% discount on film developing and photo printing (not specialty items)

Don't forget to pay
Your Membership
for 2020 See below
for the Renewal
form!



Fresno Camera Club Membership for January 1 - December 31, 2020

The completed form below, together with your check/cash will pay your dues for the year 2020.

Dues are paid by Calendar Year

Name: _____
PSA Member Yes ☐ No ☐

Address _____
Street Address / Apartment #

City _____ State _____ Zip _____

Home Phone: _____

Cell Phone: _____

Email: _____

Select Membership Type

☐ Single \$30

☐ Family \$45

☐ Student \$15

Directory

☐ Printed \$5

☐ PDF Included

Make Checks Payable to Fresno Camera Club

Send to: Rosemary Aguinaldo, 2229 N Arthur Avenue, Fresno, CA 93705

☐ New Membership ☐ Renewal Amount Paid \$ _____ ☐ Cash ☐ Check # _____

Fresno Camera Club—March Highlights



San Joaquin Valley Camera Club Council - SJVCCC

FCC Member	CP	Class	MP	Class	P	Class	T	Class	N	Class	PJ	Class
Art Serabian		AAA		AA	10/10	A		A		A		A
Diane Weigandt	10/10	A	9/9	A	9/10	A	9	A		A		A
Dee Humphrey	9/10	AAA	9/10	AA	10/10	A	9/10	AA	9/9	A	9/9	A
Elizabeth Bedard	10/9	AAA	9/10	A	10/9	A	8/8	AA	10/10	A	10/10	AA
Jennifer Doerrie		A		A	10/10	AA	8/10	AAA	9/9	AAA		A
Jim Sanderson		A		A		A		A		AAA		A
John Greening	9/10	AA	9/9	AAA	10/10	AA	10/9	AA	9/10	AA	9/8	AAA
Jonathan Rollins	10/10	A	9/9	A	9/9	A	8/10	A	9/9	A	9/8	A
Loye Stone	9/10	AA	10/9	AAA	9/10	AAA	10/10	AA	9/9	AA	9/9	AA
Ning Lin		A		A	10/9	AAA	9/10	AAA	9/9	AAA		A
Pat Rhames	10/10	AAA	10/9	AAA	10/9	AAA	10/10	AAA	9/9	A	10/8	AAA
Robert Boshart		A		A	9/9	AAA		A	9/9	AA		A
Shelley Stone	9/9	A	9/9	A		A		A	10/10	A	10/9	A

CP = Color Prints

P = Pictorial

N = Nature

MP = Monochrome Prints

T = Travel

PJ = Photojournalism

New Meeting Place:

Wyndham Garden Hotel

Fresno Yosemite Airport

5059 Clinton Way

Fresno, CA

Anyone is welcome to participate in council!

Fresno Camera Club—March Highlights

San Joaquin International Exhibition 2020

Four Sections

PID-C Color Projected Image & PID-M Monochrome Projected Image

Nature & Nature Wildlife

Closing Date: March 21, 2020

Judging Date: March 28 & 29, 2020, judging starts at 9 a.m. each day

Entry Fee \$8 per section

Visit: SJVCCC.org then click on San Joaquin Valley International Exhibition

To enter visit: <http://wadesworld.org/exh-entry/san-joaquin/san-joaquin-1.php>

This exhibition is done locally so you have the chance to watch the judging. Judging will be held at The Law Office of Jennifer Doerrie, 1690 W Shaw Avenue, Suite 106 in Fresno.

Also, because you are a member of the Fresno Camera Club, you are also a member of the San Joaquin Valley Camera Club Council. This makes you eligible for the SJVCCC Award of Excellence.

Directions to the Law Offices - The office complex, Channing Court, is on the north side of West Shaw Avenue. 1690 is the back, or northern building in the complex, so 1680 is the building that is more visible from the street. The cross streets on West Shaw are Fruit to the east and West to the West. There is a Denny's Restaurant immediately west of the office, and a hotel that is under construction just behind the Denny's.

The building is a bit confusing in that the ground level is a parking garage. It should be fine to park in the garage on the weekend, as long as people do not park in any disabled parking spaces unless they have valid authorization to do so, and also please don't park in the spots marked "CARD". (The Center for Autism and Related Disorders does work part of the day on Saturdays.) There is also unrestricted guest parking around the perimeter of the building on the north and east sides.

To get to her office, it is necessary to come up either the stairs or the elevator to the first floor. If the door to the elevator from the parking garage gets closed, the code to open it is 531. The office is at the north end (side opposite Shaw Avenue) of the complex. There will be signs to help direct you.

Fresno Camera Club—March Highlights

PSA Information



Are You a Member of the Photographic Society of America (PSA)?

"ADVANTAGES OF HAVING PSA MEMBERSHIP

PSA has a **Personalized Image Evaluation Service**. This service is especially helpful if the maker wants to have his/her skills evaluated, if the maker would like to know what constitutes an acceptable image in one of the PSA Divisions, or for previewing Images before entering them in club competition or a PSA recognized Exhibition.


PSA also has an **Image Analysis Course**, which is helpful in judging ones own photos or becoming a certified judge.

These are free services offered by PSA to members. Need a Mentor? Go to <http://psa-photo/org.php?member-education-mentor-service>

PSA Galleries

PSA has several galleries on this website where members can share their photography with others. PSA Member Galleries - For All PSA Members Each State, Province, or Country may contain individual member galleries that showcase members' work. Individual images and bios in galleries may be updated by members as often as they would like. A list of available galleries is accessed from the left pane of this webpage, grouped according to PSA Member Area. They can also be accessed from a state/province/country and some chapter pages on the site.

Each PSA member can create a gallery of up to 6 images and a biography with a link to a personal web gallery. **Member galleries stay on the PSA site for as long as a member remains a PSA member in good standing.**



Fresno Camera Club—March Highlights

Fresno Camera Club 2020 Officers and Board

President	John Crawford
Club Photographer	crawfordxx@yahoo.com
Vice President	Loye Stone
	chililoy@yahoo.com
Secretary	Elizabeth Bedard
	elizabeth@bedardcontrols.com
Treasurer	Rosemary Aguinaldo
	nrustygirl4@aol.com
Past President	Craig Hadfield
	craighadfield@hotmail.com

Directors

Harris Hays, Jim Sanderson, Ray Anderson
Dee Humphrey, Jonathan Rollins, Art Serabian

Chairs

Digital Chairman	Pat Rhames
	Pat.Rhames@gmail.com
Print Chairman	Lori Azevedo
	Lori@loriazevedo.com
Hospitality	Shelley Stone
	Shelleymaxine@yahoo.com
Sound Equipment	Michael Smith
	myleicas@earthlink.net
Membership Chair	Beth Smiley
	bethsmiley2002@gmail.com
Council Rep	John Greening
	jg318@sbcglobal.net
Highlights Editor	Elizabeth Bedard
Webmaster	elizabeth@bedardcontrols.com

Contribute to our Website!

Check out www.fresnocameraclub.org Email **Elizabeth** if you have any articles for the Fresno Camera Club website.

“Highlights” Submission

Do you have an article you would like published in an issue of “Highlights”? Do you have a suggestion for something you would like to see in “Highlights”? If you do, feel free to contact **Elizabeth Bedard** at elizabeth@bedardcontrols.com.

Submissions for inclusion in the next month’s “Highlights” should be received by the 15th of the previous month to insure inclusion in the next issue. This includes change of address, etc. All constructive criticism and corrections are welcome

“Highlights” is the monthly newsletter of the Fresno Camera Club. It is published for members of the club and anyone interested in photography.

It is distributed to members by email in a PDF format. Printed copies are mailed to those who do not have email or who request it. A number of printed black and white copies are available at club meetings.

Back issues of “Highlights” may be found on the Fresno Camera Club website at www.fresnocameraclub.org.

All contents are copyrighted unless otherwise indicated. Please contact the editor for permission to reproduce any articles within this publication.